

MAGT_xREX™ 555

High Impedance Laminates

MAGT_xREX™ 555 laminate is an industry first low loss laminate with controlled permeability and permittivity. MAGT_xREX 555 materials are constructed from a proprietary, low loss, high resistivity ceramic filler and a high temperature thermoplastic matrix. This yields a system which is conformable, PCB processable, and mechanically and electrically stable.

MAGT_xREX 555 materials offer a miniaturization factor comparable to a material with a dielectric constant of 30, with an intrinsic impedance comparable to a material with dielectric constant of 1. This makes the material ideal for miniaturizing antennas below 500 MHz in operating frequency.


When used as part of an antenna design, MAGT_xREX 555 materials offer designers the ability to produce electrically small antennas with bandwidth and efficiencies not previously possible.

MAGT_xREX 555 materials are available with copper, for use as a laminate material, or without copper for use as a loading element for cavity backed antennas.

When ordering MAGT_xREX 555 materials, it is important to specify laminate thickness and whether copper is required, and if so, the copper thickness.



Data Sheet



Features and Benefits:

Matched permeability and permittivity with high miniaturization factor $\sqrt{\epsilon_r \mu_r}$

- Substrate impedance matched to air
- Antenna miniaturization with improved bandwidth

High temperature thermoplastic composite laminate with low moisture absorption


- Environmentally stable electrical performance
- Flexible and mechanically robust

Low dielectric and magnetic loss below 500 MHz

- High antenna efficiency

Typical Applications:

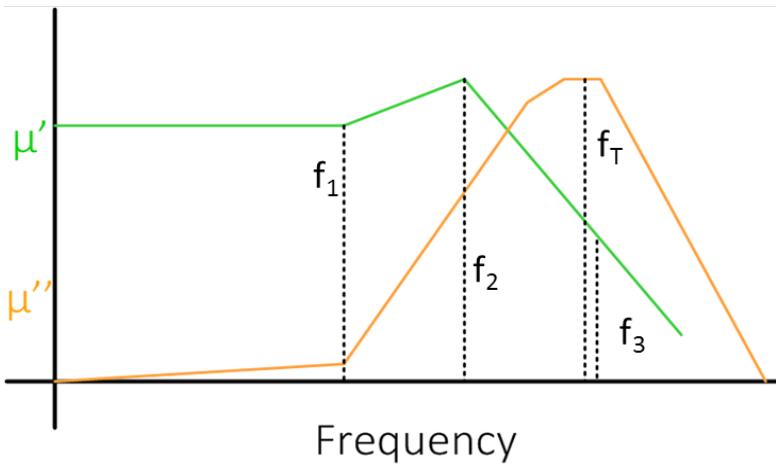
- Low profile VHF/UHF antennas
- Electrically small VHF / UHF antennas
- VHF magnetic components (eg. Inductor, Transformer)



MAGTREX 555 Property	Typical Value ⁽¹⁾	Direction X=CMD Y=MD	Units	Condition	Test Method
Electric & Magnetic Properties					
Dielectric Constant, (ϵ_r)	6.5	X/Y	-	400 MHz	Coaxial Airline 1" NRW Extraction
Dielectric Constant, (ϵ_r)	5.3	Z	-	400 MHz	FSR, IPC-TM-650, 2.5.5.6
Permeability (μ_r)	6.0	X/Y	-	400 MHz	Coaxial Airline 1" NRW Extraction
Dielectric Loss Tangent	0.01	X/Y	-	400 MHz	Coaxial Airline 1" NRW Extraction
Magnetic Loss Tangent	<.05	X/Y	-	400 MHz	Coaxial Airline 1" NRW Extraction
Thermal Coefficient of $\sqrt{\epsilon_r \mu_r}$	~+1000	-	ppm/°C	250 MHz, 0-100C	FSR, IPC-TM-650, 2.5.5.6
Thermal Coefficient of ϵ_r	TBD	TBD	ppm/°C	TBD MHz	TBD
Thermal Coefficient of μ_r	TBD	TBD	ppm/°C	TBD MHz	TBD
Volume Resistivity	615	-	M Ω ·cm	Condition A ⁽²⁾	IPC-TM-650 2.5.17.1
Surface Resistivity	174	-	M Ω	Condition A ⁽²⁾	IPC-TM-650 2.5.17.1
Electrical Strength	131	Z	V/mil	-	IPC-TM-650 2.5.6.2
Dielectric Breakdown	14.35	-	kV	-	IPC-TM-650 2.5.6
Curie Temperature	241	-	C	-	VSM
f1 (see Figures 1 & 2)	499	-	MHz	23C	Coaxial Airline 1" NRW Extraction
f2 (see Figures 1 & 2)	715	-	MHz	23C	Coaxial Airline 1" NRW Extraction
f3 (see Figures 1 & 2)	3900	-	MHz	23C	Coaxial Airline 1" NRW Extraction
ft (see Figures 1 & 2)	2800	-	MHz	23C	Coaxial Airline 1" NRW Extraction
Mechanical Properties					
Peel Strength	>3.1	-	pli	1oz ED After Solder Float	IPC-TM-650 2.4.8
Dimensional Stability	0.15 0.18	X Y	%	Condition A 0.50" sample thickness	IPC-TM-650 2.2.4
Flexural Strength	10.6 (1.54) 10.8 (1.57)	X Y	MPa (ksi)	-	ASTM D790
Flexural Modulus	550 (79.8) 572 (82.9)	X Y	MPa (ksi)	-	ASTM D790
Tensile Strength	8.6 (1.25) 6.7 (0.97)	X Y	MPa (ksi)	-	ASTM D638
Tensile Modulus	1482 (214.9) 1502 (217.7)	X Y	MPa (ksi)	-	ASTM D638
Compressive Strength	>143.8 (>20.8)	-	MPa (ksi)	-	ASTM D3410/D3410M-16
Compressive Modulus	2092 (303.4)	-	MPa (ksi)	-	ASTM D3410/D3410M-16
Poisson's Ratio	0.3685	-	-	-	ASTM D3039/D3039M-14
Impact Strength	9.77 (4.65)	-	kJ/m ² (ft lb/in ²)	-	ASTM D256 - 10e1
Thermal Properties					
Coefficient of Thermal Expansion	22	X	ppm/°C	-55 to 288°C	IPC TM-650 2.4.41
	25	Y			
	25	Z			
Thermal Conductivity	0.47	-	W/m ² K	-55 to 288°C	ASTM C518
Decomposition Temperature (Td)	500	-	C	5% weight loss	IPC-TM-650 2.3.40
T260	>30	-	min	TMA	IPC-TM-650 2.4.24.1
T288	>30	-	min	TMA	IPC-TM-650 2.4.24.1
Physical Properties					
Flammability	N/A	-	-	-	-
Moisture Absorption	<.25	-	%	D48/50	IPC TM-650 2.6.2.1
Density	3.45	-	g/cm ³	C-24/23/50	ASTM D792 Method A
Specific Heat	.765	-	J/g°C	DSC	ASTM E1269-11
Lead Free Process Compatible	PASS	-	-	-	-
Outgassing	0.02	-	%	TML/CVCM	ASTM E595-15
Fungus Resistance	PASS	-	-	-	IPC-TM-650 2.6.1

(1) Typical values are a representation of an average value for the population of the property. For specification values contact Rogers Corp.

(2) Measurements taken with Fluke 187 multimeter. Note: Resistance readings taken with a Fluke 189 Multimeter.



f_1 – Permeability starts rising
 f_2 – Peak of real permeability
 f_3 – Unity permeability frequency
 f_t – Cutoff frequency; Defined as peak of imaginary permeability

Figure 1 - Typical permeability curve as a function of frequency

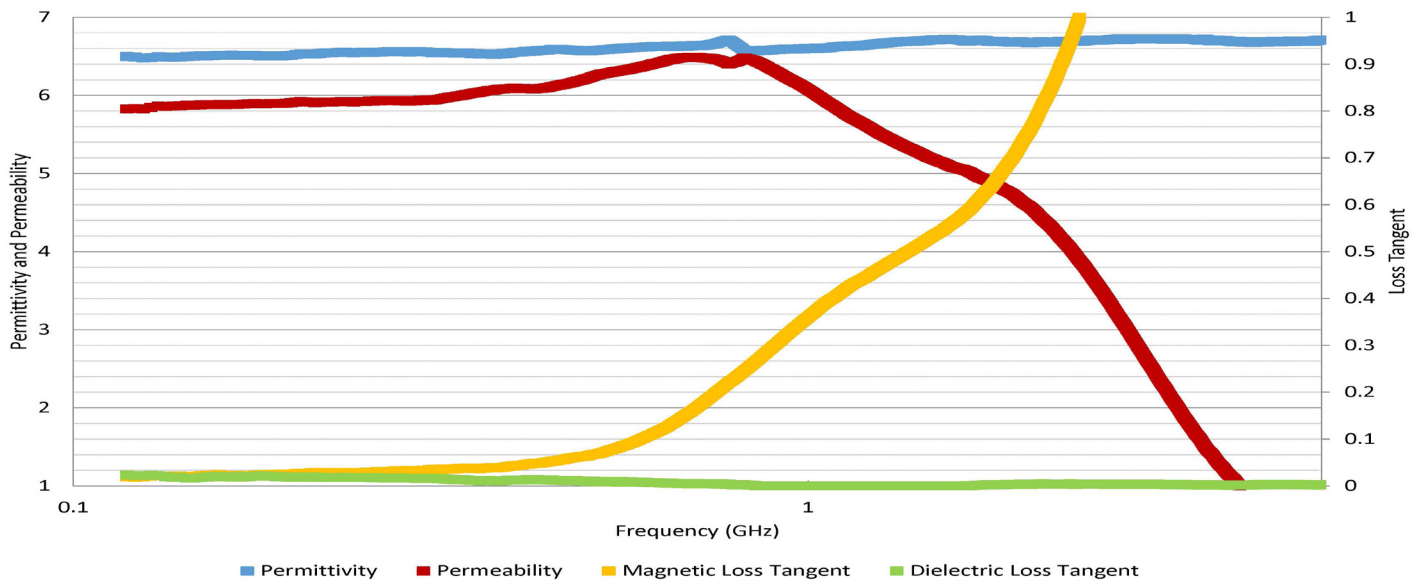


Figure 2 - Typical MAGTREX 555 properties at 23C

Available Thicknesses			Standard Panel Size	Standard Copper Cladding
0.040" (1.02mm)	0.100" (2.54mm)	0.260" (6.60mm)	12" X 18" (305 X 457 mm)	1 oz. (35μm) electrodeposited copper foil *Unclad also available
0.060" (1.52mm)	0.140" (3.56mm)			
0.080" (2.03mm)	0.200" (5.08mm)			
Contact customer service for information on available non-standard thicknesses.				

The information in this data sheet is intended to assist you in designing with Rogers' circuit materials. It is not intended to and does not create any warranties express or implied, including any warranty of merchantability or fitness for a particular purpose or that the results shown on this data sheet will be achieved by a user for a particular purpose. The user should determine the suitability of Rogers' circuit materials for each application.

MAGTREX 555 laminates are in production scale-up

The Rogers' logo, MAGTREX and Helping power, protect, connect our world are trademarks of Rogers Corporation or one of its subsidiaries.
© 2019 Rogers Corporation, Printed in U.S.A.,
All rights reserved. Revised 1482 072320 **PUB# 92-188**

Advanced Connectivity Solutions
100 S. Roosevelt Avenue, Chandler, AZ 85226
Tel: 480-961-1382 Fax: 480-961-4533 www.rogerscorp.com